



MODEL S SOFTWARE RELEASE NOTES v7.1

With this release, we have expanded and improved Autopilot functionality in Model S. Autopark can now park Model S in perpendicular parking spaces. Additionally, Autosteer performs better in common highway driving scenarios. We are also introducing Spotify as a streaming radio service to replace Rdio. This release further includes some much-requested new features, such as HomeLink auto-open/close, display Auto-Brightness, additional vehicle locking options, and Trip Planner improvements.

Autopilot Improvements

Autosteer: New Safety Restriction

Autosteer is now restricted on residential roads and roads without a center divider. When Autosteer is engaged on a restricted road, Model S's speed will be limited to the speed limit of the road plus an additional 10 km/h. When entering such a restricted road, Model S will reduce its speed if necessary and will do so even if you increase the cruise control set speed.



Additional Improvements

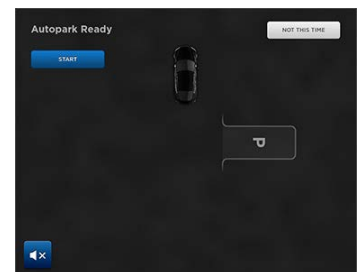
- Autosteer has been improved to keep Model S in its current lane when passing highway exits.
- Autosteer has been improved to keep Model S in its current lane when lane markings are faded.

Autopark

Perpendicular Parking

Model S can now also park itself in spots that are perpendicular to the curb. Drive completely past the spot until the "P" appears in the Instrument Panel. Autoparking functions—engaging, canceling, pausing, resuming, etc.—remain the same as parallel Autopark.

Note: Perpendicular Autopark backs Model S into the parking space.



Enhanced Autopilot Visualization

The real-time visualization of the road has been improved to provide more information about your vehicle's surroundings. The Instrument Panel can now display multiple vehicles around the front of Model S. In addition, distinct graphics indicate vehicle type—cars, trucks, and motorcycles.



Traffic-Aware Cruise Control Enhancements

Establishing a Set Speed

Initially setting Model S's set speed has been improved to require fewer manual adjustments while using Traffic-Aware Cruise Control.

- Pulling the cruise stalk: Model S will choose a set speed that is the maximum of its current speed or your preferred speed relative to the speed limit.
- Tapping the cruise stalk up or down: the set speed will be set to Model S's current speed.

Automatic Speed Adjustments

- In left-hand drive cars, Traffic-Aware Cruise Control will slow Model S for highway exits after you activate the right-turn signal if you are in the right-most exit lane.
- In right-hand drive cars, Traffic-Aware Cruise Control will slow Model S for highway exits after you activate the left-turn signal if you are in the left-most exit lane.
- Traffic-Aware Cruise Control will adjust vehicle speed appropriately when Model S enters and exits turns.

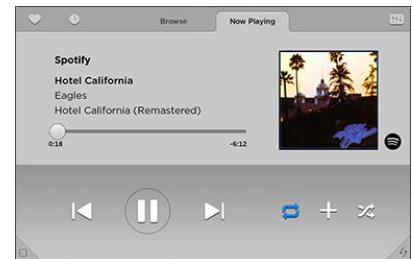
Additional Improvements

- Forward Collision Warning has been improved to provide fewer false alerts when Traffic-Aware Cruise Control is active.
- Model S will give greater clearance to adjacent moving vehicles than to fixed objects (e.g., barriers) and will intervene earlier if a collision with an object next to you is likely. Additionally, side collision intervention has been improved to provide fewer false activations.

New Streaming Radio Service: Spotify

With this release, we are introducing Spotify as a replacement for Rdio streaming radio service. With Spotify, you can:

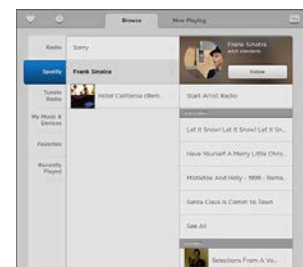
- Listen to a specific song, artist, or album.
- Enjoy music from ready-made playlists.
- Sit back and listen to music you love with artist- or album-based stations.



Certain Spotify features are available in Model S:

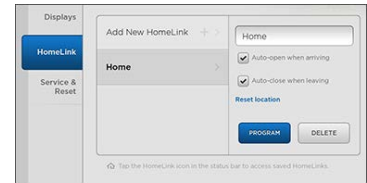
- You can add songs and albums to Your Library.
- You can follow artists and playlists—also available from Your Library.

You can also use your own Spotify Premium account to listen to your playlists and radio stations. Just log in to your Spotify account via Controls > Settings > Apps > Media Player > SPOTIFY ACCOUNT > USERNAME OR FACEBOOK ACCOUNT.



HomeLink: Auto-Open/Close

If you are using HomeLink, you can have Model S automatically operate your garage door. When auto-open is enabled, the HomeLink dropdown on the touchscreen will have a distance countdown to the garage door opening. A "Skip" button is available should you need to override auto-opening.



Auto-close automatically closes your garage door when you leave your home and operates similar to auto-open. The auto-close option is available only if you have auto-open enabled for the HomeLink control.



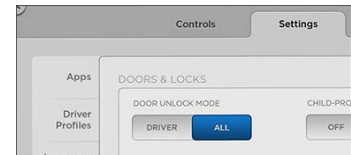
Note:

- Auto-open and auto-close are disabled by default. You can enable these settings after selecting the appropriate HomeLink control in Controls > Settings > HomeLink.
- If your garage door is not auto-opening early enough, park your Model S where you'd like the auto-command to be issued and tap on the "Reset location" link.

Vehicle Lock Improvements

With this release, you have more control over Model S's unlocking behavior:

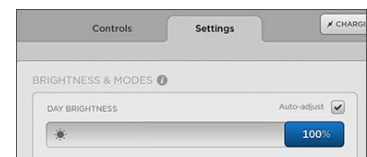
- In the new DRIVER mode, a double-press of the key fob or walking up to Model S will unlock only the driver's door. Double-press the key fob again to unlock all doors. You can access this setting in Controls > Settings > Vehicle > DOORS & LOCKS > DOOR UNLOCK MODE.
- You can also choose if Model S unlocks when you shift to Park. You can access this setting in Controls > Settings > Vehicle > DOORS & LOCKS > UNLOCK ON PARK.
- You can now unlock Model S without stopping an in-progress charging session. Continue to press and hold the rear trunk button to unlock the charge port with the key fob.



Note: The DRIVE-AWAY LOCK setting has been removed and is ON by default.

Display Auto-Brightness

Auto-Brightness uses Model S's light sensors to adjust brightness based on your surroundings. Auto-Brightness also learns from your preferences—if you adjust the brightness manually, Auto-Brightness will use your input to make future adjustments.



Auto-Brightness is enabled by default. You can disable it via the "Auto-adjust" checkbox in Controls > Displays > BRIGHTNESS & MODES.

Supercharger Site Availability

You can now see at a glance whether a Supercharger site is closed for maintenance. The pin icon for a site will change when the site becomes unavailable or has scheduled maintenance. Tap on the Supercharger pin on the Map to see more details about the closure.



Trip Planner Improvements

With this release, we've made improvements to address some of Trip Planner's more frequent issues. Specifically, routes that include the following are less likely to occur:

- Supercharger stops to charge for less than 5 minutes.
- Supercharger stops that deviate from the most direct route.

Trip Planner will also recommend a maximum driving speed when you have to drive more conservatively to reach your final destination or the next Supercharger along your route.

Additional Improvements

- Audio can now be paused or muted from the steering wheel controls when the Park Assist view is visible on the Instrument Panel.
- The auto windshield-wiping logic has been improved.